




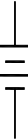


APC Smart-UPS Ultra Online Li-ion

Sheet No.	Component /Detail	Description
1	Drawing Guide	APC Smart-UPS Ultra Online Li-ion SRTL5KRM2UI-HW 220/230/240VAC Drawing Guide
2	Isometric Views	APC Smart-UPS Ultra Online Li-ion SRTL5KRM2UI-HW 220/230/240VAC Isometric View
3	General Arrangement -Rack mount	APC Smart-UPS Ultra Online Li-ion SRTL5KRM2UI-HW 220/230/240VAC General Arrangement-Rack installation
4	General Arrangement -Tower mount	APC Smart-UPS Ultra Online Li-ion SRTL5KRM2UI-HW 220/230/240VAC General Arrangement-Tower installation
5	System One Line Diagram	APC Smart-UPS Ultra Online Li-ion SRTL5KRM2UI-HW 220/230/240VAC System One line Diagram

LEGEND			
SYMBOL	DESCRIPTION	SYMBOL	DESCRIPTION
	CIRCUIT BREAKER		AC-DC CONVERTER
	RELAY		DC-AC CONVERTER (INVERTER)
	DC-DC CONVERTER		BATTERY

THIS DRAWING AND SPECIFICATIONS HEREIN ARE THE PROPERTY OF SCHNEIDER ELECTRIC AND SHALL NOT BE COPIED, REPRODUCED OR USED IN WHOLE OR IN PART, AS THE BASIS FOR THE MANUFACTURE OR SALE OF ITEMS WITHOUT WRITTEN PERMISSION FROM SCHNEIDER ELECTRIC. THIS DRAWING IS BASED UPON LATEST AVAILABLE INFORMATION AND IS SUBJECT TO CHANGE WITHOUT NOTICE.



TITLE: APC Smart-UPS Ultra Online Li-ion
INPUT: 1PH, 220-240V (L+N+G), 50-60Hz
OUTPUT: 1PH, 220/230/240V (L+N+G), 50/60Hz
5kVA/5kW
DRAWING GUIDE

DWG NO: SRTL5KRM2UI-HW

REV. 0

DRAWN: ASHISH 24-JAN-24

ENGINEER: MOHAN 01-FEB-24

PROJECT: DRAWINGS SHEET 1 OF 5

APPROVED: M LIPARE 01-FEB-24

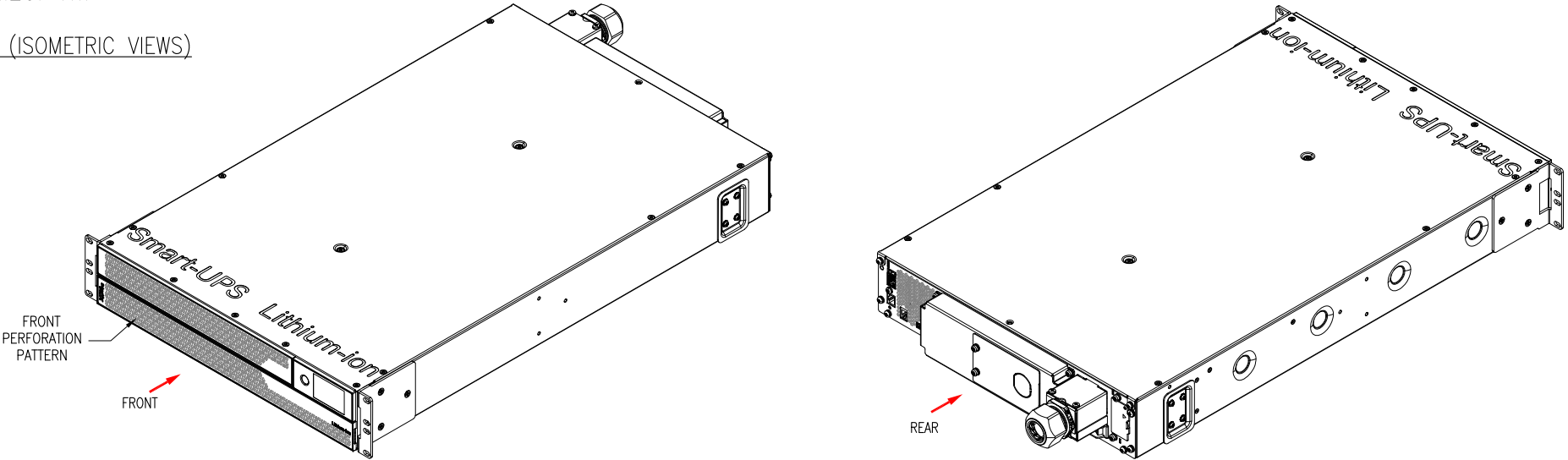
ANGLE

PROJECTION

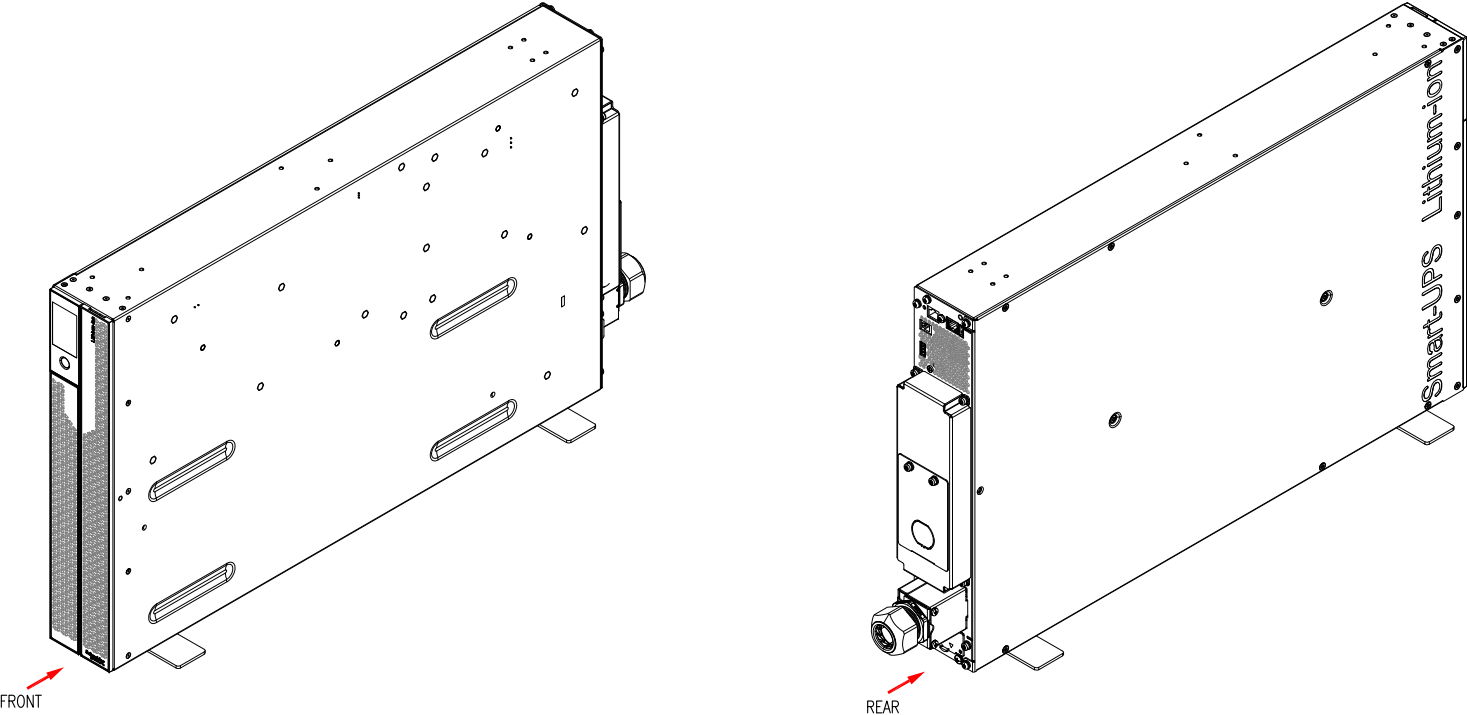
N.A

SKU #: SRTL5KRM2UI-HW

RACK INSTALLATION (ISOMETRIC VIEWS)



TOWER INSTALLATION (ISOMETRIC VIEWS)



- NOTES:
- 1. INSTALLATION SHALL COMPLY WITH ALL APPLICABLE NATIONAL AND LOCAL ELECTRICAL REGULATIONS.
 - 2. REFER TO PRODUCT MANUALS FOR ADDITIONAL DETAILS PRIOR TO INSTALLATION AND SITE PREPARATION WORK.

THIS DRAWING AND SPECIFICATIONS HEREIN ARE THE PROPERTY OF SCHNEIDER ELECTRIC AND SHALL NOT BE COPIED, REPRODUCED OR USED IN WHOLE OR IN PART, AS THE BASIS FOR THE MANUFACTURE OR SALE OF ITEMS WITHOUT WRITTEN PERMISSION FROM SCHNEIDER ELECTRIC. THIS DRAWING IS BASED UPON LATEST AVAILABLE INFORMATION AND IS SUBJECT TO CHANGE WITHOUT NOTICE.



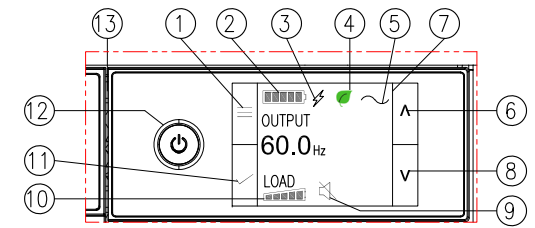
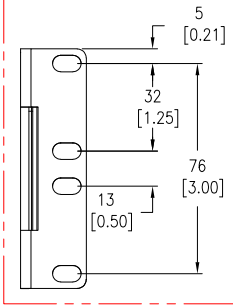
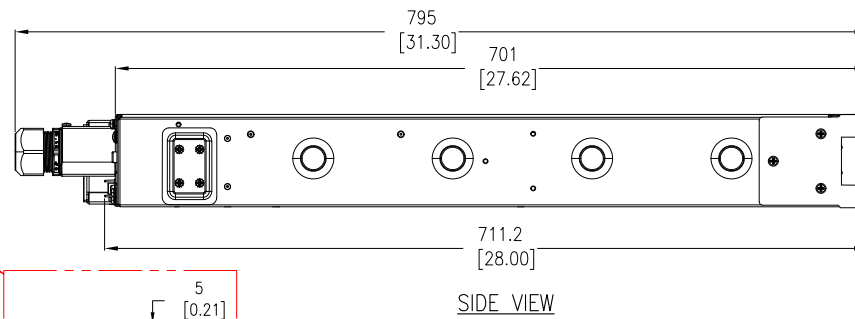
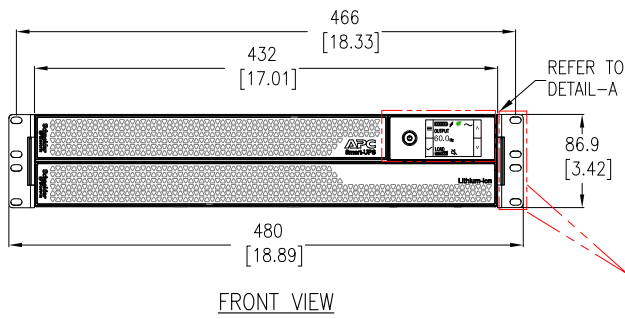
TITLE: APC Smart-UPS Ultra Online Li-ion
INPUT: 1PH, 220-240V (L+N+G), 50-60Hz
OUTPUT: 1PH, 220/230/240V (L+N+G), 50/60Hz
5kVA/5kW
ISOMETRIC VIEWS

PROJECT: DRAWINGS SHEET 2 OF 5

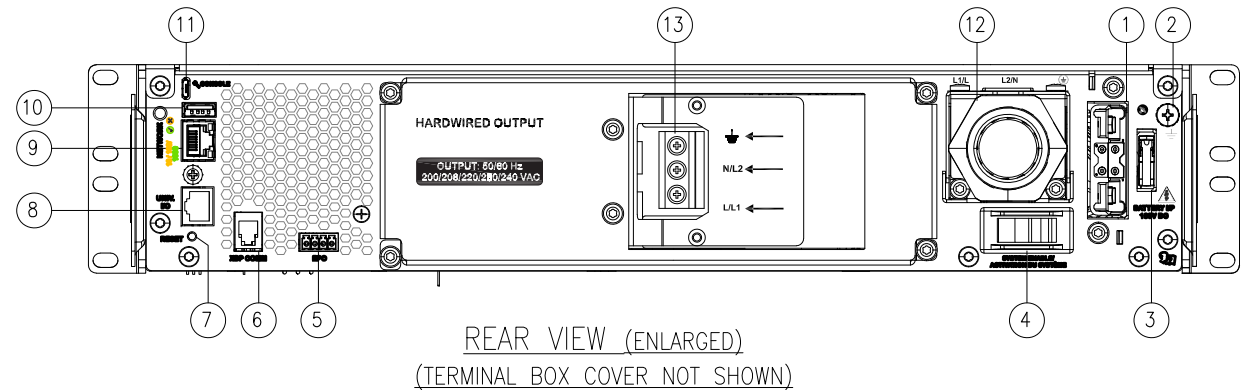
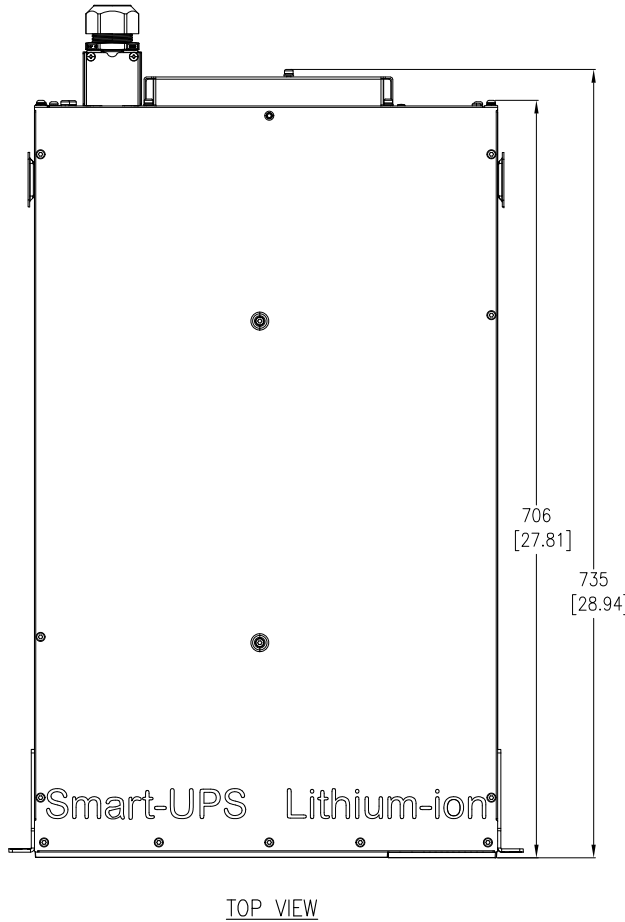
DWG NO: SRTL5KRM2UI-HW

DRAWN:	ASHISH	24-JAN-24
ENGINEER:	MOHAN	01-FEB-24
APPROVED:	M LIPARE	01-FEB-24

REV. 0
FIRST
ANGLE
PROJECTION



1. MENU key
2. Battery status icon
3. Battery charging icon
4. Green mode icon
5. Operation mode icon
6. UP key
7. UPS status information
8. DOWN key
9. MUTE icon
10. Load icon
11. OK key
12. POWER key with LED
13. Status LED (located on the side of the UPS LCD display interface)



- ① EXTERNAL BATTERY POWER CONNECTOR (PROTECTIVE COVER NOT SHOWN)
- ② CHASSIS GROUND SCREW
- ③ SAFETY INTERLOCK SWITCH (PROTECTIVE COVER NOT SHOWN)
- ④ SYSTEM ENABLE SWITCH
- ⑤ EPO TERMINAL
- ⑥ EXTERNAL BATTERY COMMUNICATION CONNECTOR
- ⑦ RESET BUTTON
- ⑧ UNIVERSAL I/O PORT
- ⑨ NETWORK PORT
- ⑩ USB PORT
- ⑪ CONSOLE PORT
- ⑫ AC INPUT – HARDWIRE INPUT BOX WITH STRAIN RELIEF (STRAIN RELIEF IS INSTALLED AT CUSTOMER SITE DURING HARD WIRING)
- ⑬ TERMINALS FOR HARD WIRING

NOTES:

1. INSTALLATION SHALL COMPLY WITH ALL APPLICABLE NATIONAL AND LOCAL ELECTRICAL REGULATIONS.
2. REFER TO PRODUCT MANUALS FOR ADDITIONAL DETAILS PRIOR TO INSTALLATION AND SITE PREPARATION WORK.
3. ALL DIMENSIONS ARE IN MILLIMETERS [INCHES], UNLESS OTHERWISE SPECIFIED. DIMENSIONS EXCLUDE SCREWS AND PROTRUDING PARTS.
4. CABLE ENTRY IS FROM REAR SIDE OF UNIT.
5. NET WEIGHT OF THE UNIT: 27.2kg [60 lb].

THIS DRAWING AND SPECIFICATIONS HEREIN ARE THE PROPERTY OF SCHNEIDER ELECTRIC AND SHALL NOT BE COPIED, REPRODUCED OR USED IN WHOLE OR IN PART, AS THE BASIS FOR THE MANUFACTURE OR SALE OF ITEMS WITHOUT WRITTEN PERMISSION FROM SCHNEIDER ELECTRIC. THIS DRAWING IS BASED UPON LATEST AVAILABLE INFORMATION AND IS SUBJECT TO CHANGE WITHOUT NOTICE.



TITLE: APC Smart-UPS Ultra Online Li-ion
INPUT: 1PH, 220-240V (L+N+G), 50-60Hz
OUTPUT: 1PH, 220/230/240V (L+N+G), 50/60Hz
5kVA/5kW
GENERAL ARRANGEMENT-RACK INSTALLATION

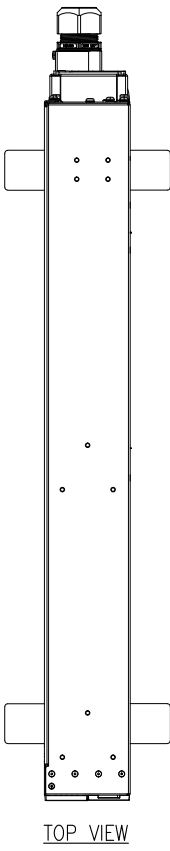
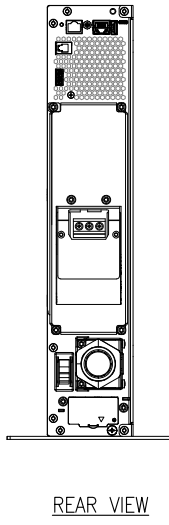
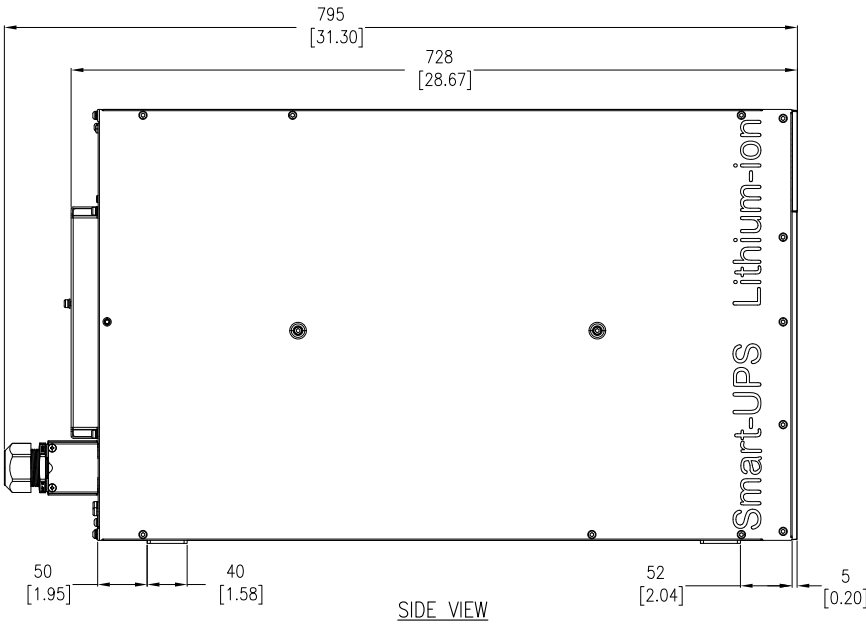
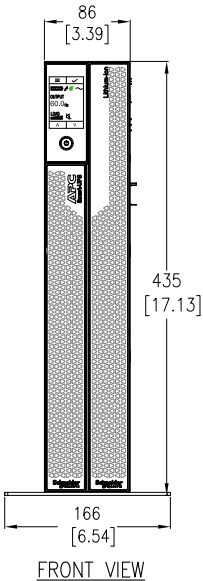
DWG NO: SRTL5KRM2UI-HW
DRAWN: ASHISH
ENGINEER: MOHAN
APPROVED: M LIPARE

REV. 0
24-JAN-24
01-FEB-24
01-FEB-24

PROJECT: DRAWINGS SHEET 3 OF 5

FIRST ANGLE PROJECTION

TOWER INSTALLATION



- NOTES:
- 1. INSTALLATION SHALL COMPLY WITH ALL APPLICABLE NATIONAL AND LOCAL ELECTRICAL REGULATIONS.
 - 2. REFER TO PRODUCT MANUALS FOR ADDITIONAL DETAILS PRIOR TO INSTALLATION AND SITE PREPARATION WORK.
 - 3. ALL DIMENSIONS ARE IN MILLIMETERS [INCHES], UNLESS OTHERWISE SPECIFIED. DIMENSIONS EXCLUDE SCREWS AND PROTRUDING PARTS.
 - 4. UNIT CAN BE TOWER INSTALLED IF REQUIRED. USE THE PROVIDED STABILIZER BRACKETS FOR TOWER INSTALLATION.

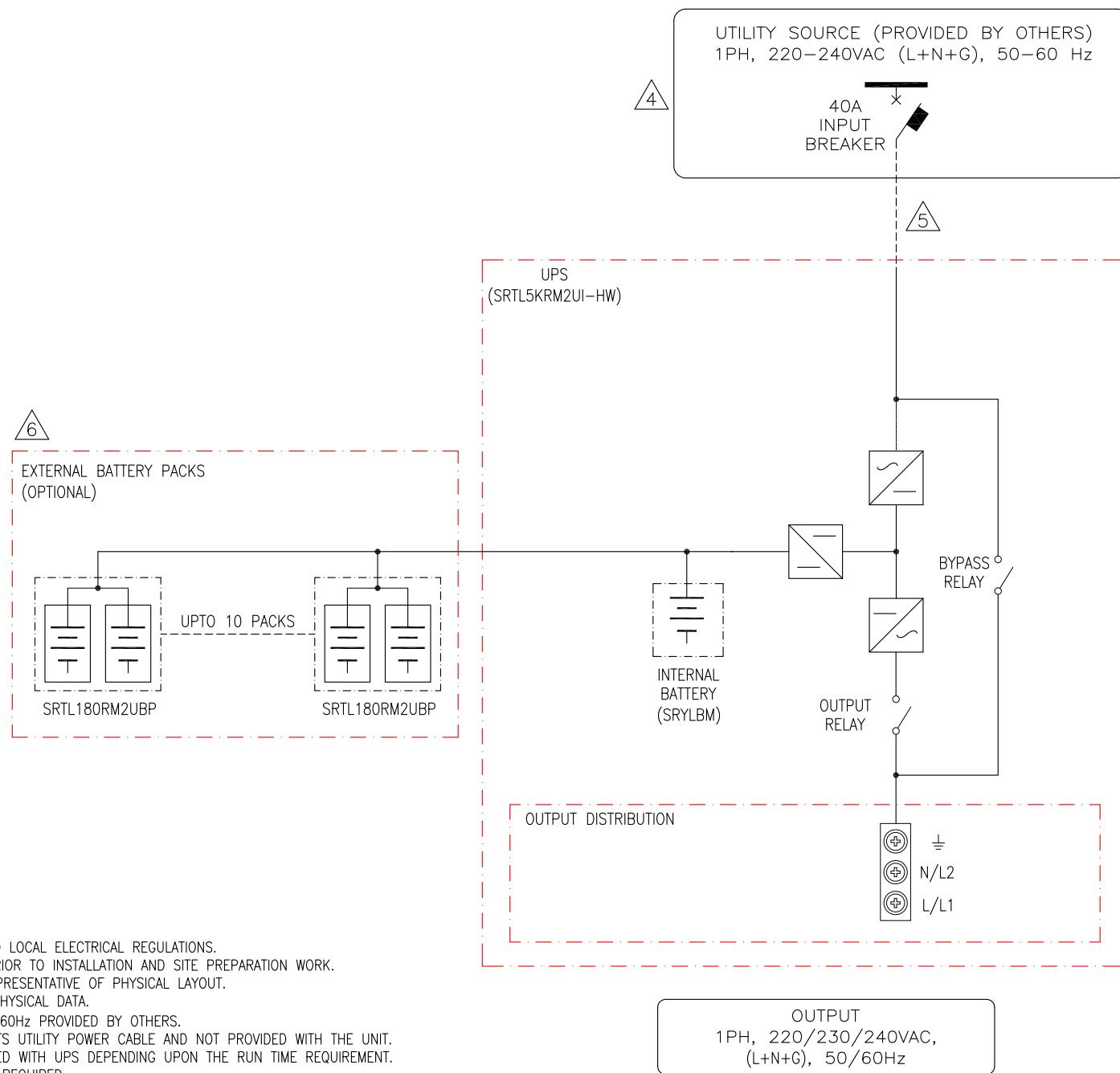
THIS DRAWING AND SPECIFICATIONS HEREIN ARE THE PROPERTY OF SCHNEIDER ELECTRIC AND SHALL NOT BE COPIED, REPRODUCED OR USED IN WHOLE OR IN PART, AS THE BASIS FOR THE MANUFACTURE OR SALE OF ITEMS WITHOUT WRITTEN PERMISSION FROM SCHNEIDER ELECTRIC. THIS DRAWING IS BASED UPON LATEST AVAILABLE INFORMATION AND IS SUBJECT TO CHANGE WITHOUT NOTICE.



TITLE: APC Smart-UPS Ultra Online Li-ion
INPUT: 1PH, 220-240V (L+N+G), 50-60Hz
OUTPUT: 1PH, 220/230/240V (L+N+G), 50/60Hz
5kVA/5kW
GENERAL ARRANGEMENT-TOWER INSTALLATION
PROJECT: DRAWINGS

DWG NO: SRTL5KRM2UI-HW
DRAWN: ASHISH
ENGINEER: MOHAN
APPROVED: M LIPARE

REV. 0
24-JAN-24
01-FEB-24
01-FEB-24
FIRST ANGLE PROJECTION



NOTES:

- INSTALLATION SHALL COMPLY WITH ALL APPLICABLE NATIONAL AND LOCAL ELECTRICAL REGULATIONS.
- REFER TO PRODUCT DOCUMENTATION FOR ADDITIONAL DETAILS PRIOR TO INSTALLATION AND SITE PREPARATION WORK.
- DRAWING DEPICTS POWER SYSTEM CONNECTIONS AND IS NOT REPRESENTATIVE OF PHYSICAL LAYOUT. PLEASE REFER TO MECHANICAL DRAWINGS FOR MORE SPECIFIC PHYSICAL DATA.
- UTILITY SOURCE MUST BE 1PH, 220/230/240VAC (L+N+G), 50-60Hz PROVIDED BY OTHERS.
- DASHED LINES BETWEEN UTILITY SOURCE & THE UNIT REPRESENTS UTILITY POWER CABLE AND NOT PROVIDED WITH THE UNIT.
- A MAXIMUM OF 10 EXTERNAL BATTERY PACKS CAN BE CONNECTED WITH UPS DEPENDING UPON THE RUN TIME REQUIREMENT. FOR EACH BATTERY ADDED, INCREASED RECHARGE TIME WILL BE REQUIRED.
- INPUT I THD < 5% AT FULL R LOAD..
- AT NOMINAL VOLTAGE, OUTPUT V THD 1% MAX FOR FULL LINEAR LOAD, < 5% MAX. FOR FULL NON LINEAR LOAD.
- OUTPUT POWER-FACTOR IS 1.0

THIS DRAWING AND SPECIFICATIONS HEREIN ARE THE PROPERTY OF SCHNEIDER ELECTRIC AND SHALL NOT BE COPIED, REPRODUCED OR USED IN WHOLE OR IN PART, AS THE BASIS FOR THE MANUFACTURE OR SALE OF ITEMS WITHOUT WRITTEN PERMISSION FROM SCHNEIDER ELECTRIC. THIS DRAWING IS BASED UPON LATEST AVAILABLE INFORMATION AND IS SUBJECT TO CHANGE WITHOUT NOTICE.

Schneider Electric

TITLE: APC Smart-UPS Ultra Online Li-ion
INPUT: 1PH, 220-240V (L+N+G), 50-60Hz
OUTPUT: 1PH, 220/230/240V (L+N+G), 50/60Hz
5kVA/5kW
SYSTEM ONE LINE DIAGRAM

PROJECT: DRAWINGS SHEET 5 OF 5

DWG NO: SRTL5KRM2UI-HW

DRAWN:	ASHISH	24-JAN-24
ENGINEER:	MOHAN	01-FEB-24
APPROVED:	M LIPARE	01-FEB-24

REV. 0
ANGLE PROJECTION